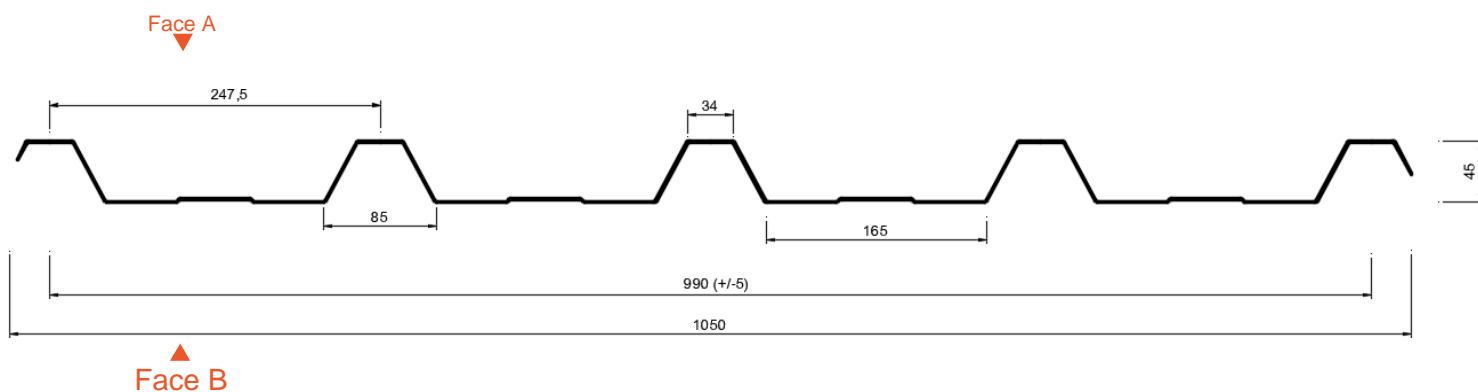



RM4-247-45

COVER/FACADE PROFILE - CE Marked according to EN 14782



Base material

Structural Steel S220GD+Z (EN10346) Other steel grades on request

Type of protection


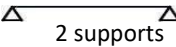
Galvanized (EN10346)



Coating

Polyester Upper Side (25 µm) and Primary Lower Side (5/7 µm) Other steel grades on request

Thickness	Mass		Compression upper flange		Lower flange in compression	
			Moment of Inertia I	Sturdy module W	Moment of Inertia I	Sturdy module W
mm	kg/ml	kg/m ²	cm ⁴	cm ³	cm ⁴	cm ³
0.5	4.91	4.96	14.20	4.19	12.61	4.65
0.6	5.89	5.95	18.98	5.78	16.23	5.76
0.7	6.87	6.94	23.21	7.17	20.02	6.90
0.8	7.85	7.93	27.17	8.46	23.93	8.05
1.0	9.81	9.91	33.83	10.55	31.79	10.32

LOADS AS A FUNCTION OF SUPPORT SPAN

Thickness	DISTANCE IN NORMAL ROOF POSITION (m) 															
	(mm)	1.0	1.1	1.2	1.3	1.4	1.5	1.6	1.7	1.8	1.9	2.0	2.1	2.2	2.3	2.4
0.5	5,74	4,74	3,99	3,40	2,93	2,55	2,24	1,99	1,77	1,59	1,43	1,24	1,08	0,94	0,83	0,73
0.6	7,81	6,46	5,42	4,62	3,99	3,47	3,05	2,70	2,41	2,16	1,91	1,65	1,44	1,26	1,11	0,98
0.7	9,11	7,53	6,33	5,39	4,65	4,05	3,56	3,15	2,81	2,52	2,28	2,02	1,76	1,54	1,35	1,20
0.8	10,42	8,61	7,23	6,16	5,31	4,63	4,07	3,60	3,21	2,89	2,60	2,36	2,06	1,80	1,58	1,40
1.0	13,02	10,76	9,04	7,70	6,64	5,79	5,09	4,50	4,02	3,61	3,25	2,95	2,56	2,24	1,97	1,75
Thickness	DISTANCE IN DECK POSITION/INVERTED ROOF POSITION (m) 															
	(mm)	1.0	1.1	1.2	1.3	1.4	1.5	1.6	1.7	1.8	1.9	2.0	2.1	2.2	2.3	2.4
0.5	4,02	3,33	2,80	2,38	2,05	1,79	1,57	1,39	1,24	1,11	1,01	0,91	0,83	0,76	0,70	0,64
0.6	5,20	4,30	3,61	3,08	2,65	2,31	2,03	1,80	1,60	1,44	1,30	1,18	1,07	0,98	0,90	0,83
0.7	6,06	5,01	4,21	3,59	3,09	2,69	2,37	2,10	1,87	1,68	1,52	1,37	1,25	1,15	1,05	0,97
0.8	7,27	6,01	5,05	4,30	3,71	3,23	2,84	2,52	2,24	2,01	1,82	1,65	1,50	1,37	1,26	1,16
1.0	9,09	7,51	6,31	5,38	4,64	4,04	3,55	3,14	2,80	2,52	2,27	2,06	1,88	1,72	1,58	1,45

Thickness	DISTANCE IN NORMAL COVERAGE POSITION (m) 															
	(mm)	1.0	1.1	1.2	1.3	1.4	1.5	1.6	1.7	1.8	1.9	2.0	2.1	2.2	2.3	2.4
0.5	4,02	3,33	2,80	2,38	2,05	1,79	1,57	1,39	1,24	1,11	1,01	0,91	0,83	0,76	0,70	0,64
0.6	5,20	4,30	3,61	3,08	2,65	2,31	2,03	1,80	1,60	1,44	1,30	1,18	1,07	0,98	0,90	0,83
0.7	6,06	5,01	4,21	3,59	3,09	2,69	2,37	2,10	1,87	1,68	1,52	1,37	1,25	1,15	1,05	0,97
0.8	7,27	6,01	5,05	4,30	3,71	3,23	2,84	2,52	2,24	2,01	1,82	1,65	1,50	1,37	1,26	1,16
1.0	9,09	7,51	6,31	5,38	4,64	4,04	3,55	3,14	2,80	2,52	2,27	2,06	1,88	1,72	1,58	1,45
Thickness	DISTANCE IN DECK POSITION/INVERTED ROOF POSITION (m) 															
	(mm)	1.0	1.1	1.2	1.3	1.4	1.5	1.6	1.7	1.8	1.9	2.0	2.1	2.2	2.3	2.4
0.5	5,24	4,33	3,64	3,10	2,67	2,33	2,05	1,81	1,62	1,45	1,31	1,19	1,08	0,99	0,91	0,84
0.6	6,77	5,59	4,70	4,00	3,45	3,01	2,64	2,34	2,09	1,87	1,69	1,53	1,40	1,28	1,17	1,08
0.7	7,90	6,53	5,48	4,67	4,03	3,51	3,08	2,73	2,44	2,19	1,97	1,79	1,63	1,49	1,37	1,26
0.8	9,46	7,82	6,57	5,60	4,83	4,21	3,70	3,28	2,92	2,62	2,37	2,15	1,96	1,79	1,64	1,51
1.0	11,83	9,78	8,22	7,00	6,04	5,26	4,62	4,09	3,65	3,28	2,96	2,68	2,44	2,24	2,05	1,89

Thickness (mm)	DISTANCE IN NORMAL COVERAGE POSITION (m)															
	1.0	1.1	1.2	1.3	1.4	1.5	1.6	1.7	1.8	1.9	2.0	2.1	2.2	2.3	2.4	2.5
0.5	5,03	4,16	3,49	2,98	2,57	2,24	1,97	1,74	1,55	1,39	1,26	1,14	1,04	0,95	0,87	0,80
0.6	6,50	5,37	4,51	3,84	3,31	2,89	2,54	2,25	2,01	1,80	1,62	1,47	1,34	1,23	1,13	1,04
0.7	7,58	6,26	5,26	4,48	3,87	3,37	2,96	2,62	2,34	2,10	1,89	1,72	1,57	1,43	1,32	1,21
0.8	9,09	7,51	6,31	5,38	4,64	4,04	3,55	3,14	2,80	2,52	2,27	2,06	1,88	1,72	1,58	1,45
1.0	11,36	9,39	7,89	6,72	5,79	5,05	4,44	3,93	3,51	3,15	2,84	2,58	2,35	2,15	1,97	1,82

Thickness (mm)	DISTANCE IN DECK POSITION/INVERTED ROOF POSITION (m)															
	1.0	1.1	1.2	1.3	1.4	1.5	1.6	1.7	1.8	1.9	2.0	2.1	2.2	2.3	2.4	2.5
0.5	5,03	4,16	3,49	2,98	2,57	2,24	1,97	1,74	1,55	1,39	1,26	1,14	1,04	0,95	0,87	0,80
0.6	6,50	5,37	4,51	3,84	3,31	2,89	2,54	2,25	2,01	1,80	1,62	1,47	1,34	1,23	1,13	1,04
0.7	7,58	6,26	5,26	4,48	3,87	3,37	2,96	2,62	2,34	2,10	1,89	1,72	1,57	1,43	1,32	1,21
0.8	9,09	7,51	6,31	5,38	4,64	4,04	3,55	3,14	2,80	2,52	2,27	2,06	1,88	1,72	1,58	1,45
1.0	11,36	9,39	7,89	6,72	5,79	5,05	4,44	3,93	3,51	3,15	2,84	2,58	2,35	2,15	1,97	1,82

* Rede Moderna does not recommend the use of this plate under loads of less than 0.5 kN/m².
The values presented (kN/m²) are the responsibility of Rede Moderna, which may change the specifications.

Data:
E= 210000 MPa || Re = 220 MPa || z ≤ l/200