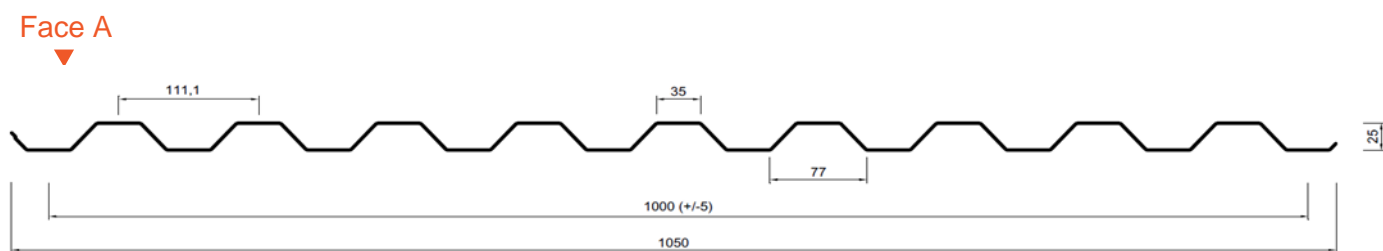



RM9-111-25 - PERFORATED

FACADE PROFILE - CE marking according to EN 14782



Face B

Base material

Aluminum

Alloy

Alloy. 3105 EN AW Other alloys on request

Hardness

Hardness: H24 Other alloys on request

Coating

Side 1- Polyeste (25 µm) and Side 2- (5/7 µm)
Other alloys on request

Lacquer properties

Gloss ECCA T2 – According to specifications (min. 30U)

Reaction to fire

Class A1

Exterior Performance

Class F_{ROOF}

Light sensitivity

QUVA 100 H – According to ECCA T10

Corrosion resistance

Salt spray test (Salt-Spray)

Sheet thickness

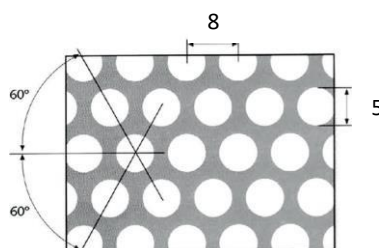
0,6 / 0,7 mm Other alloys on request

Observation: The material must not come into contact with uncoated steel or copper. All swarf must be cleaned off. Screws must be properly tightened and always made of galvanized steel and/or stainless steel.

DRILLING CHARACTERISTICS

Drilling (round hole)	Distance between holes	Perforated are (60°)
2	3.5	30%
3	4	51%
3	5	33%
3	6	23%
3	8.8	11%
4	5	58%
4	6	40%
4	6.5	34%
5	7.5	40%
5	8	35%
5	13	13%
6	9	40%
6	12	23%
8	11	48%
10	14	46%
10	18	28%

EXAMPLE: R5T8



Perforated dimensions

- Ø5 mm holes with distance of 8mm;
- Hole layout 60°
- Perforated area of 35 %.