

## Prumos Tapume para Vedações



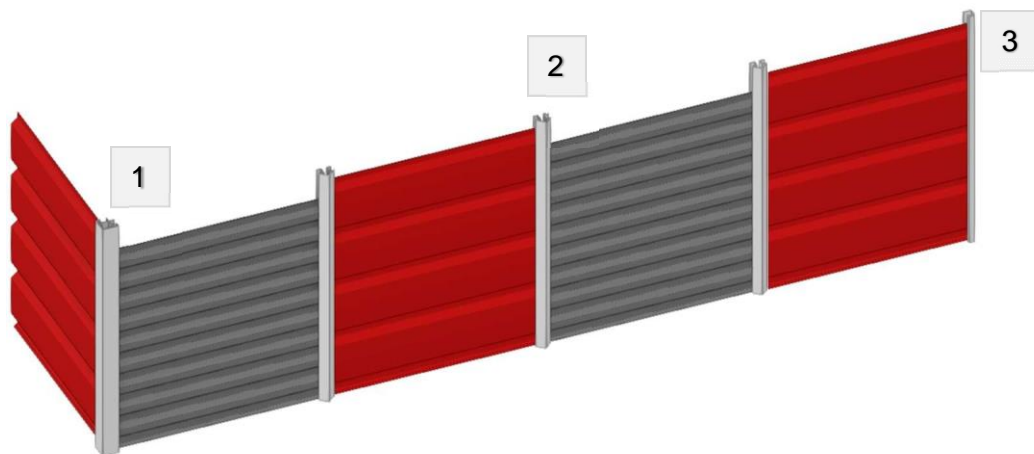
Prumo Simples, Prumo Duplo e Prumo de Canto

### Características (Prumos):

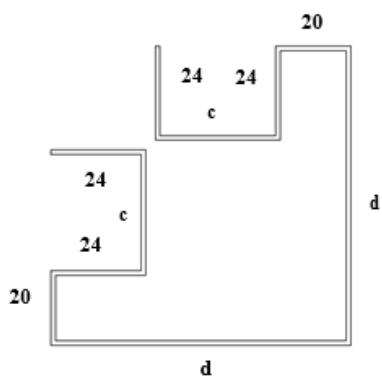
**Material** – Chapa Galvanizada

**Espessura:** 1.2mm

**Altura:** 2500mm

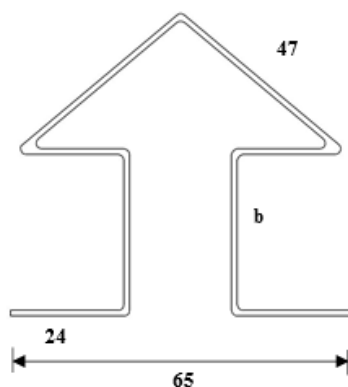


**1 Prumo de Canto**



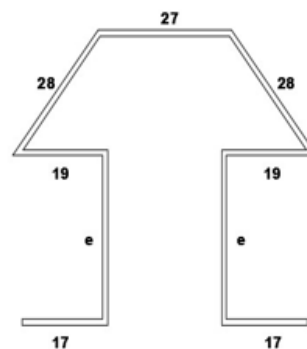
Chapa	“c”	“d”
RM18-76	22	114
RM9-111-25	26	110
RM4-270-30	31	105
RM5-200-32	33	103

**2 Prumo Duplo 250**



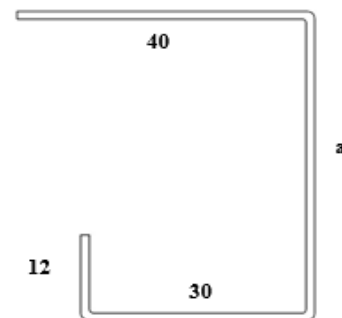
Chapa	“b”
RM18-76	22
RM9-111-25	26
RM4-270-30	31
RM5-200-32	33

**2 Prumo Duplo 210**



Chapa	“e”
RM18-76	22
RM9-111-25	26
RM4-270-30	31
RM5-200-32	33

**3 Prumo Simples**



Chapa	“a”
RM18-76	34
RM9-111-25	38
RM4-270-30	43
RM5-200-32	45

**Observação:** Todas as medidas encontram-se em mm (milímetros)