

Siding props for fences



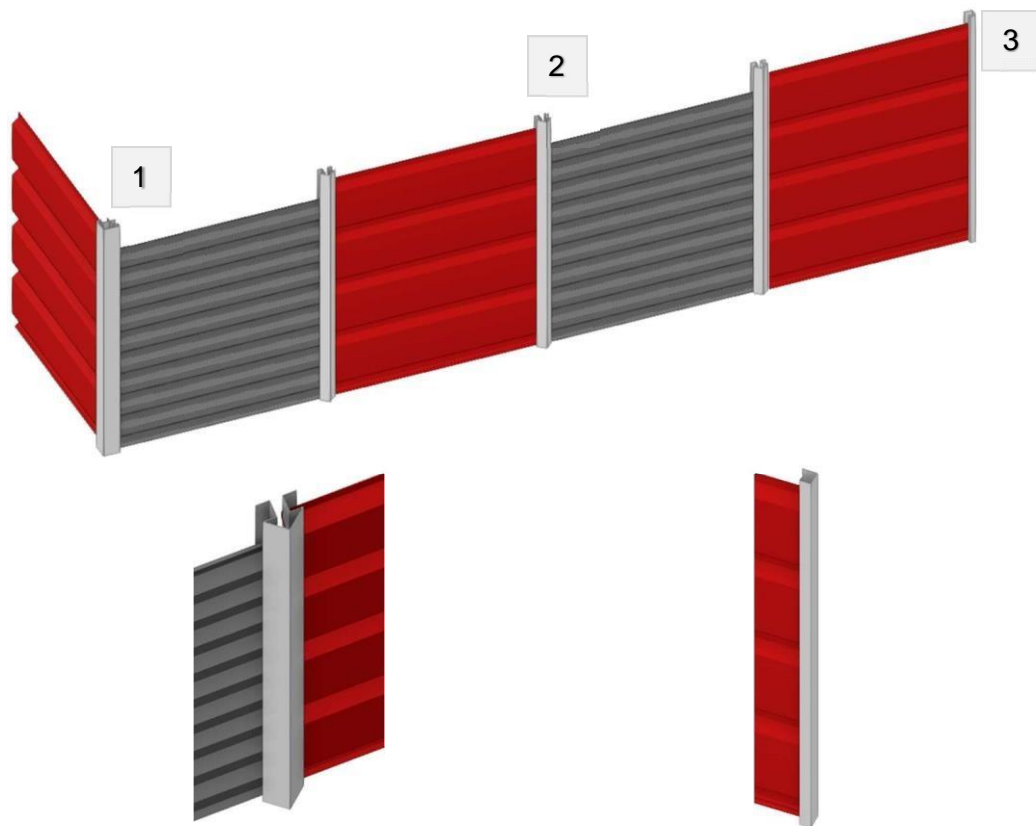
Single Plummet, Double Plummet and Corner

Features (Props):

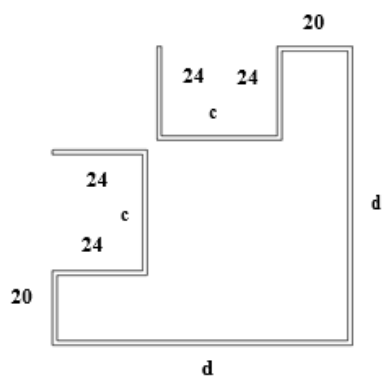
Material – Chapa Galvanizada

Thickness: 1.2mm

Height: 2500mm

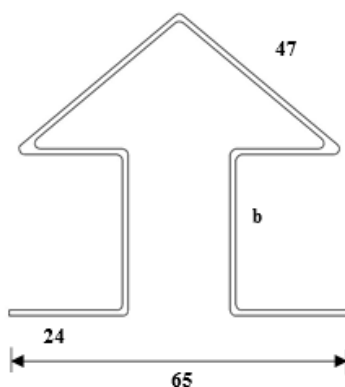


1 **Corner prop**



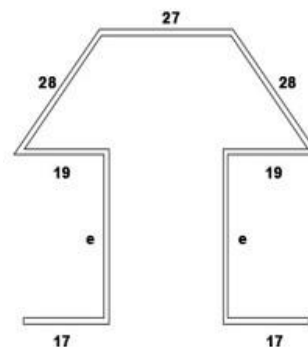
| Plate | “c” | “d” |
|------------|-----|-----|
| RM18-76 | 22 | 114 |
| RM9-111-25 | 26 | 110 |
| RM4-270-30 | 31 | 105 |
| RM5-200-32 | 33 | 103 |

2 **Double plumb 250**



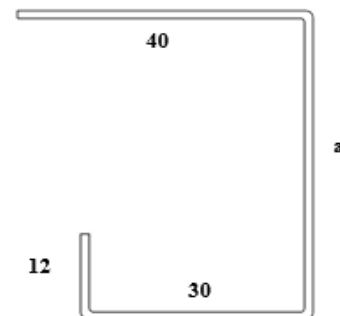
| Plate | “b” |
|------------|-----|
| RM18-76 | 22 |
| RM9-111-25 | 26 |
| RM4-270-30 | 31 |
| RM5-200-32 | 33 |

2 **Double plumb 210**



| Plate | “e” |
|------------|-----|
| RM18-76 | 22 |
| RM9-111-25 | 26 |
| RM4-270-30 | 31 |
| RM5-200-32 | 33 |

3 **Simple prop**



| Plate | “a” |
|------------|-----|
| RM18-76 | 34 |
| RM9-111-25 | 38 |
| RM4-270-30 | 43 |
| RM5-200-32 | 45 |

Observation: All measurements are in mm (millimeters)